


## DESCRIPTION



## HRV D 120 HEAT RECOVERY VENTILATOR

HRV D 120 are the complete whole house ventilation system designed to bring a continuous supply of fresh air into the house while exhausting an equal amount of stale air.

Five year warranty.

## CASING

Steel casing is covered with high-quality multilayer aluminium and zinc alloy to prevent corrosion.

The casing is equipped with a switch to turn the ventilator off when the service panel is opened.

## FILTER

Washable MERV 6 air filters in exhaust and supply air streams. Optional supply: anti grease aluminum filter.

## FANS

The unit is equipped with supply and exhaust centrifugal fans with forward curved blades and built-in thermal overheating protection with automatic restart. The electric motors and impellers are dynamically balanced.

## HEAT RECOVERY CORE

Polystyrene core ensures efficient heat recovery.



## DEFROST SYSTEM

To protect the Heat Recovery Core, an antifreeze electronic protection system is applied. It switches the supply fan off according to the temperature sensor settings. Warm extract air defrosts the HRV core then the supply fan switches on and the ventilator continues operating under rated conditions.

## SUITABLE FOR:

Bathroom / kitchen / apartments / cottages / small offices.

## CONSTANT FLOW

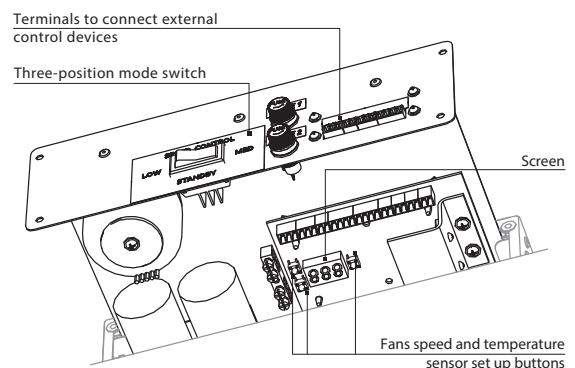
HRV D 120 CF has an automatic constant air flow control function to keep the air flow in supply and exhaust air ducts constant even in case of variable air resistance.

This function is provided with the integrated air flow control units. The electronic sensors convert the actual air flow to the analogue signal that is proportional to the air flow in the air duct. These signals are transmitted to the controller that controls the rotation speed of a respective fan in such a way that the actual rotations speed is equal to the set value.

## MANUAL BALANCING

Manual balancing is a standard balancing system. Fan speed manually adjusted by operating on units controller (built-in control board with independent fan speed adjustment 0 %-100 %).

## CONTROL BOARD

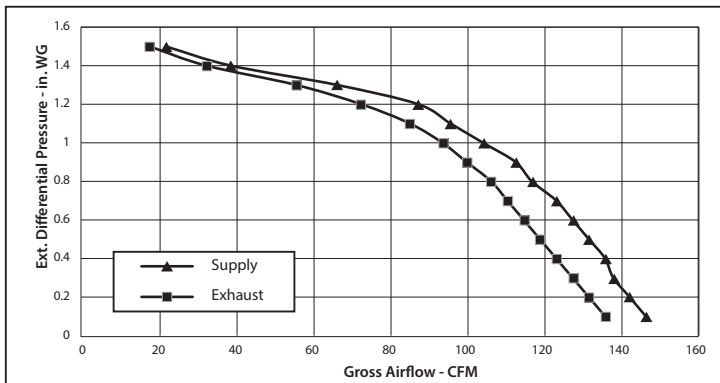


The unit incorporates an integrated control system with following functions:

- Operation mode switch.
- Airflow balancing enabled by supply and exhaust fan independent speed adjustment from 0 to 100 % (percentage is displayed on built-in screen).
- Automatic recovery core frost protection.
- External control device connection (up to 5 at the same time).

## PERFORMANCE

External Static Pressure		Net Supply Air Flow		Gross Air Flow				Power
				Supply		Exhaust		
Pa	in. W.G.	L/s	CFM	L/s	CFM	L/s	CFM	Watts
25	0.1	67	142	69	146	64	136	158
50	0.2	65	138	67	142	62	131	157
75	0.3	63	134	65	138	60	127	156
100	0.4	62	132	64	136	58	123	155
125	0.5	60	127	62	131	56	119	153
150	0.6	58	123	60	127	54	114	152
175	0.7	56	119	58	123	52	110	151
200	0.8	53	113	55	117	50	106	149
225	0.9	51	109	53	112	47	100	148
250	1	48	101	49	104	44	93	146
275	1.1	44	92	45	95	40	85	143
300	1.2	40	84	41	87	34	72	141
325	1.3	30	64	31	66	26	55	135
350	1.4	17	37	18	38	15	32	130
375	1.5	10	21	10	21	8	17	128

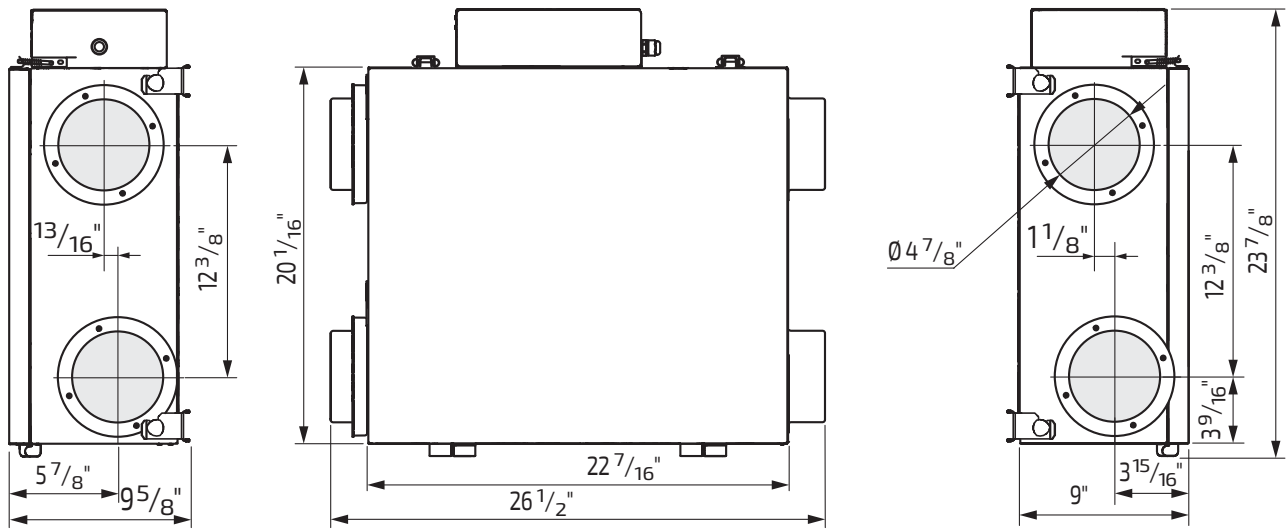


SOUND
1.9 Sones (30 L/s @ 50 Pa)

MODE	SUPPLY TEMPERATURE		NET AIR FLOW		AVERAGE POWER	SENSIBLE RECOVERY EFFICIENCY	APPARENT SENSIBLE EFFECTIVENESS	NET MOISTURE TRANSFER
	°C	°F	L/s	CFM	(Watts)	SRE (%)	ASEF (%)	
HEATING	0	32	30	64	86	60	70	0.05
	0	32	45	95	114	57	67	0.04
	0	32	50	106	126	55	65	0.04
COOLING	35	95	30	64	86	29	61	0.04

Model	Volts	Max. Watts	Max. Amps
HRV D 120	120V, 60Hz	158	1.3

DIMENSIONS



MODEL	QUANTITY	COMMENTS	PROJECT
			location:
			architect:
			engineer:
			contractor:
			submitted by:

